



AireShare™ Transfer Fans



*Make hot or cold rooms more comfortable
Extend the reach of mini-splits, PTAC's & space heaters*

Blend with any décor

- White grille and diffuser
- No straight line sight or sound from room-to-room

Whisper quiet operation

- Low speed blowers are 50% quieter than other transfer fans

Simple Installation

- Install with hand tools in standard 16" on center walls

Room-to-Room Models AS1, AS1P or AS2

Make rooms adjacent to ductless heating / cooling comfortable, even with closed doors. Save money by eliminating the need for added air handlers or heaters.




Ceiling to Floor

Floor to Ceiling

Straight Through

Level-to-Level Model ASLL

Transfer Air between floors, either up or down to help balance temperatures or spread the warmth from stoves and fireplaces.



Lower to Upper Level

Upper to Lower Level

Accessories

Switch-it Wireless Wall Switch Model SWS

Locate switch up to 80' from receiver. Includes rocker switch, batteries, receiver and mounting hardware. Use with models AS1, AS2 & ASLL.



Switch-it Wireless Digital Thermostat (Heat Only) Model SWT

Mounts in receiving room to activate fan. Can also switch fan on manually. Includes thermostat, batteries, receiver and mounting hardware. 80' range. Use with models AS1, AS2 & ASLL.



24 Volt Fan Center Model FC24

Combines a 24 volt transformer with a 24 volt relay to interface any 24 volt thermostat with an AireShare transfer fan. Use with models AS1 and AS2.



AS2 3-Speed Switch Model AS2SW3

For High, Med & Low control of model AS2 Transfer Fan.



AS2 Transfer Fan Duct Kit Model DK2

For installation in obstructed wall cavities, where metal studs with wiring knock outs are used or to conform to energy codes requiring metal ducts. Installs through cut out needed for AS2 blower. Centerline of diffuser in target room is 5" above top of blower discharge.



AS1: Room-to-Room Cross-flow Fan, Hardwired



AS1P
Discontinued

AS1P: Room-to-Room Cross-flow Fan, Plug-in (install over existing outlet)

AS2: Room-to-Room Dual Inlet Blower, Hardwired (wire for desired speed upon install)



ASLL: Level-to-Level Cross-flow Fan, Hardwired

Case History:

AireShare™ transfer fans enhance performance and comfort of split system air handlers

Harbor View Windows, Heating and Air, Inc., Brookings, Oregon, has installed ductless split system heating/cooling for years. Ductless systems offer high-energy savings, but can also have comfort challenges if an air handler is not installed in each room. On a recent multi-family project using ductless systems, Harbor View was able to overcome this problem by installing an average of two AireShare transfer fans per five-room townhouse to effectively distribute conditioned air to rooms without air handlers.

"We thought it might be a great solution to a long term problem...to flip a switch and be able to draw air conditioned or heated air out of the main rooms into the small rooms and it's working perfectly," said Pat and Sherry Nied, Harbor View's owners.



Model Selection Advice:

Since it is impractical to calculate heating and cooling loads for the variety of geographic areas, construction methods and the temperature of transferred air we base our model selection advice on providing a minimum of 3 Air Changes/Hour (ACH) to the target room. Door under-cuts or pressure relief transfer grilles in the target room are necessary for proper AireShare performance.

- AS1 & AS1P for rooms up to 150 Ft²
- AS2 for rooms up to 275 Ft²
- ASLL for rooms up to 175 Ft²

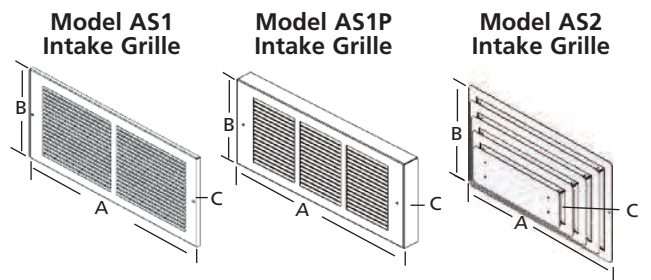
$$(AireShare\ CFM \times 60) / (L \times W \times H\ of\ target\ room) = ACH$$

- 3-4 Air Changes/hour (ACH) recommended for best temperature equalization.
- 4-5 Air Changes/hour (ACH) recommended for rooms with high cooling or heating loads.

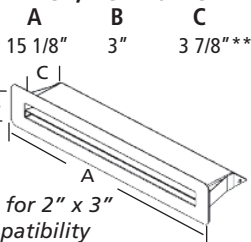
Examples: Rooms with extensive outside walls, windows, over tuck under garages or in extreme climates. More than one AireShare transfer fan can be installed to reach desired number of air changes for large spaces.

Dimensions and Specifications:

Model	Intake Grille Dimensions			Minimum Wall Cavity	Volts	Watts	CFM	Speed	A*	B*
	A	B	C						Sones	Sones
AS1	15 3/4"	7 3/4"	1/4"	3"	120	20	60	Fixed	1.2	1
AS1P	16"	7 3/4"	1 1/4"	3"	120	20	60	Fixed	1.4	1
ASLL	13 3/4"	5 3/4"	1/4"	N/A	120	20	70	Fixed	1.2	1
AS2	16"	10"	2 1/2"	4"	120	30	110	Hi	1.5	1
A* Sones: Intake Room					21	95	Med	1	<1	
B* Sones: Target Room					16	80	Low	<1	<1	

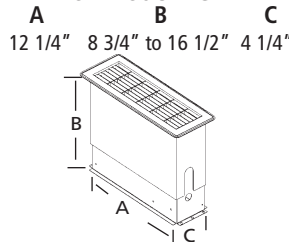


Diffuser for Models AS1, AS1P & AS2

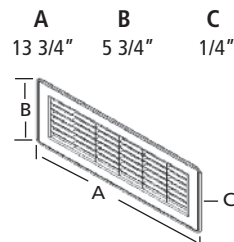


**Collapses for 2" x 3" stud compatibility

Adjustable Sleeve for Model ASLL



Floor/Ceiling Grilles for Model ASLL



For more information



TJERNLUND PRODUCTS, INC.

1601 Ninth Street White Bear Lake, MN 55110-6794
 Phone: 651.426.2993 800.255.4208 Fax: 651.426.9547
 Visit our web site: www.tjernlund.com