



TJERNLUND PRODUCTS, INC.

1601 Ninth Street • White Bear Lake, MN 55110-6794
PHONE (800) 255-4208 • (651) 426-2993 • FAX (651) 426-9547
Visit our web site • www.tjernlund.com

Model FC24 Fan Center

The FC24 24 volt Fan Center allows a dedicated 24 volt thermostat to be wired with an AireShare™ to turn it on or off. Install the FC24 in the electrical box of the AireShare.



WARNING

Disconnect power before wiring the FC24 to the AireShare. The FC24 must be installed by a qualified installer (an individual properly licensed and/or trained) in accordance with all local codes or, in accordance with the National Electrical Code (NFPA 70). Failure to install, maintain and/or operate the FC24 in accordance with manufacturer's instructions may result in conditions which can produce bodily injury and property damage.

WIRING INSTRUCTIONS AND DIAGRAMS

WARNING

If the Aireshare has previously been installed, disrupt power at circuit breaker and confirm power is off before wiring in the FC24.

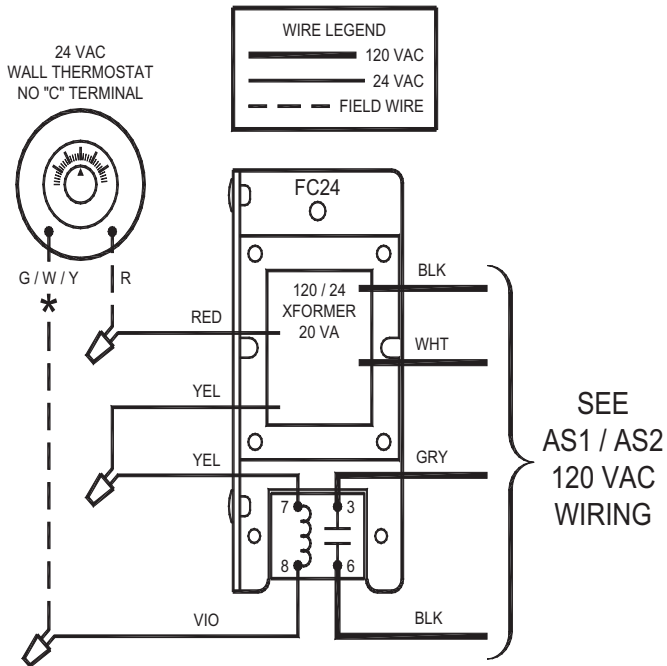
Remove the Aireshare intake grille. Locate and remove the electrical box cover. Pull wiring connection points out of the electrical box. Determine which leads are the L1, N and ground power leads and which leads are the blower motor leads. Remove the wire nuts and wire the FC24 120 VAC power leads and motor leads as shown in the AS1 or AS2 wiring illustrations. Wire the FC24 24 VAC Thermostat leads as shown in the FC24 Thermostat Wiring Diagram below.

IMPORTANT: Locate the Thermostat in the room that is being supplied air from the Aireshare. Locate and position the Thermostat and Thermostat wiring as described by the Thermostat manufacturer. Once all wiring is complete, insert the FC24 inside the Aireshare electrical box. Insert all electrical leads into the electrical box and replace the electrical box cover & screws. Replace Aireshare intake grille.

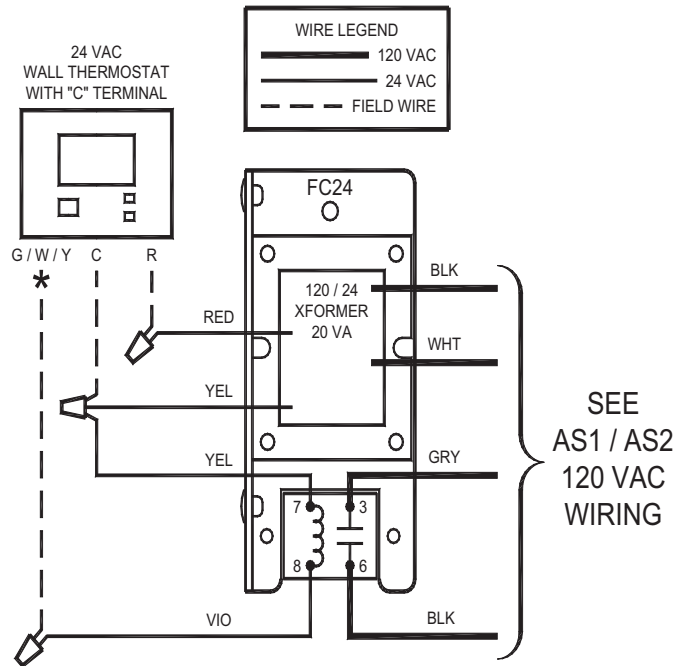
NOTE: To have all T-Stat modes "Cool", "Heat", "Fan" and "Off" able to operate the AireShare on most Thermostats it may be necessary to install a jumper from "W", "Y" and "G" at the thermostat base. Consult the Thermostat manufacturer instructions and / or technical help center before installing jumpers.

FC24 THERMOSTAT WIRING

24 VAC WALL T-STAT WITH NO "C" TERMINAL

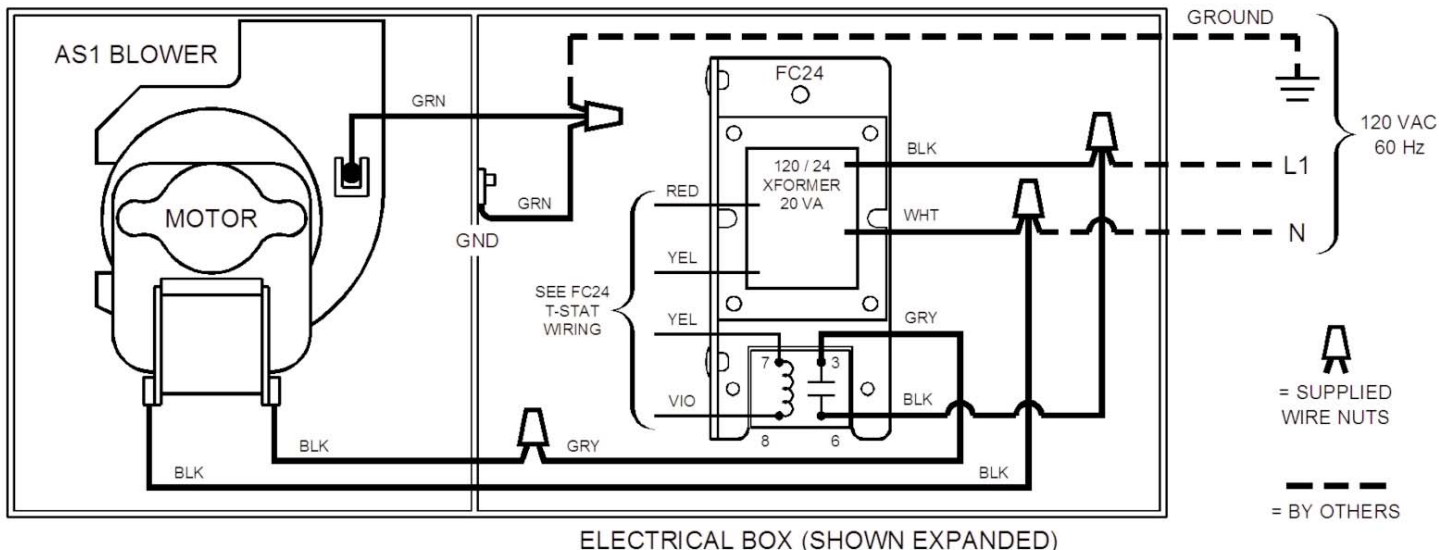


24 VAC WALL T-STAT WITH "C" TERMINAL

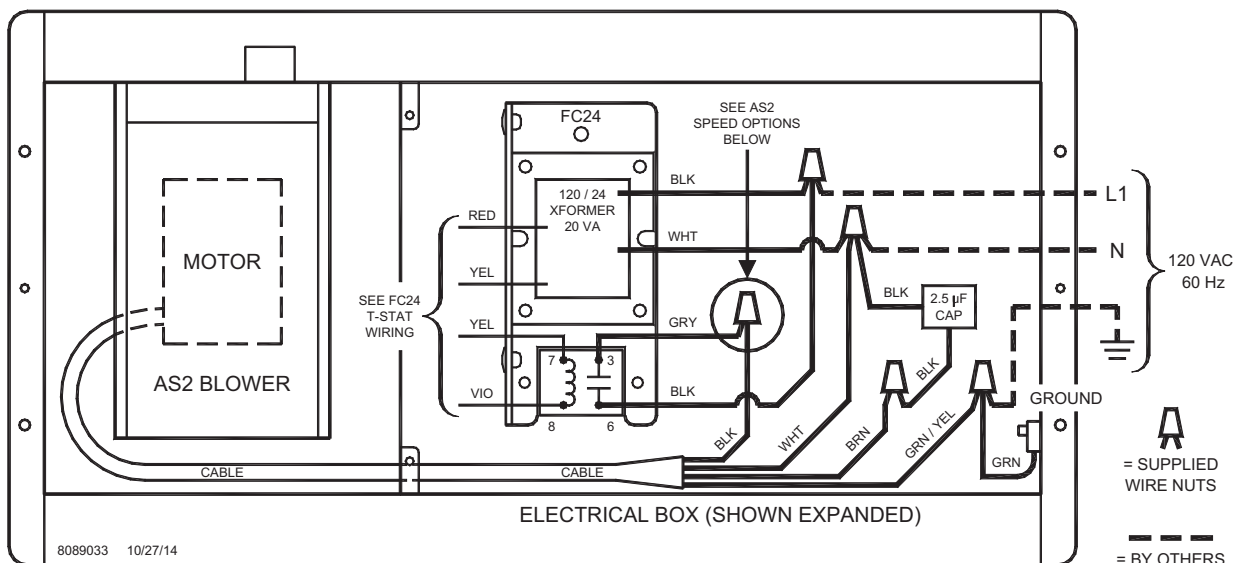


- * (FAN ON) G = FAN RUNS CONSTANTLY.
- (HEAT) W = FAN RUNS ON TEMPERATURE FALL.
- (COOL) Y = FAN RUNS ON TEMPERATURE RISE.

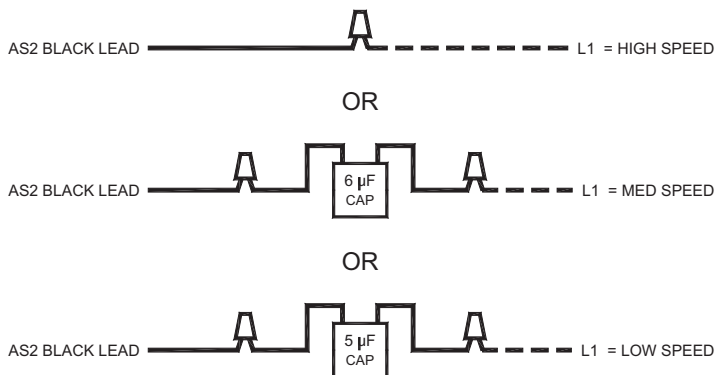
AIRESHARE™ MODEL AS1 120 VAC WIRING CONNECTIONS USING THE FC24



AIRESHARE™ MODEL AS2 120 VAC WIRING CONNECTIONS USING THE FC24



AS2 SPEED OPTIONS



NOTE: A 2.5 µF CAPACITOR IS ALWAYS USED ON THE 120 VAC "N" LEAD, AND IS WIRED BETWEEN THE WHITE AND BROWN LEADS OF THE MOTOR.

TJERNLUND LIMITED 1 YEAR WARRANTY

Tjernlund Products, Inc. warrants to the original purchaser of this product that the product will be free from defects due to faulty material or workmanship for a period of 1 year from the date of original purchase or delivery to the original purchaser, whichever is earlier. Remedies under this warranty are limited to repairing or replacing, at our option, any product which shall, within the above stated warranty period, be returned to Tjernlund Products, Inc. at the address listed below, postage prepaid. THERE ARE NO WARRANTIES WHICH EXTEND BEYOND THE DESCRIPTION ON THE FACE HEREOF, AND TJERNLUND PRODUCTS, INC. EXPRESSLY DISCLAIMS LIABILITY FOR INCIDENTAL OR CONSEQUENTIAL DAMAGES ARISING FROM THE USE OF THIS PRODUCT. THIS WARRANTY IS IN LIEU OF ALL OTHER EXPRESS WARRANTIES AND NO AGENT IS AUTHORIZED TO ASSUME FOR US ANY LIABILITY ADDITIONAL TO THOSE SET FORTH IN THIS LIMITED WARRANTY. IMPLIED WARRANTIES ARE LIMITED TO THE STATED DURATION OF THIS LIMITED WARRANTY. Some states do not allow limitation on how long an implied warranty lasts, so that limitation may not apply to you. In addition, some states do not allow the exclusion or limitation of incidental or consequential damages, so that above limitation or exclusion may not apply to you. This warranty gives you specific legal rights and you may also have other rights which may vary from state to state. Send all inquiries regarding warranty work to Tjernlund Products, Inc. 1601 9th Street, White Bear Lake, MN 55110-6794. Phone (651) 426-2993 • (800) 255-4208 • Fax (651) 426-9547 • Email fanmail@tjfans.com.